

TECHNICAL CHARACTERISTICS

BDON2ETA

# Don

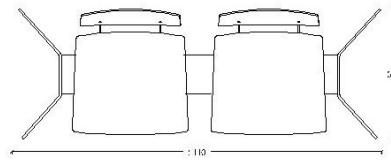
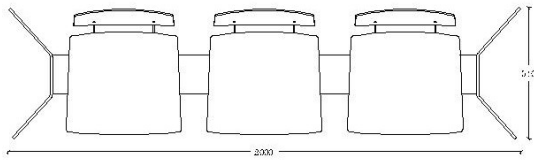
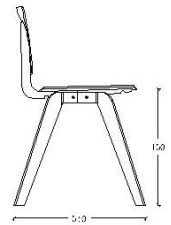
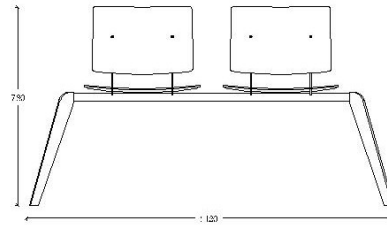
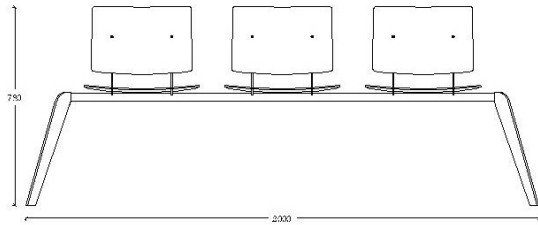
## Bench

Don bench, industrial contemporary style, available in two or three seats. A piece manufactured with a metal sheet structure and exposed screws on the back to give a retro, original feel.

DESIGNED BY NADIA ARRATIBEL



**ondarreta**



### DIMENSIONS

2 places: 142 cm x 51 cm x 78 cm x 46 cm (55.9" x 20.1" x 30.7" x 18.1")  
[width x depth x height x seat height]

3 places: 200 cm x 51 cm x 78 cm x 46 cm (70.7" x 20.1" x 30.7" x 18.1")  
[width x depth x height x seat height]

### WEIGHT

2 places: 20,7 kg (45,64 lb)

3 places: 27,7 kg (61,07 lb)

### PACKAGING

1 bench per box

### ORIGIN

100% Made in Europe

### DESIGN

Nadia Arratibel



## COMPONENTS

### **FRAME**

#### **Material**

8 mm (0.3") thick St-37 steel sheet foots. 138 mm (54.3") width and (0.12") thick "U" profiled central beam.

#### **Finish**

Colour epoxy

### **SEAT AND BACK**

#### **Phenolic resin laminate**

6 mm/ 5,5 mm (0.24" / 0.22") thick Phenolic Laminate: resin treated paper fibers pressed in high temperatures and covered with natural wood or melamine.

#### **Technical characteristics:**

Density (EN ISO 1.183): 1350 kg/m<sup>3</sup> (84.3 lb/ft<sup>3</sup>);

Impact Resistance (EN 438-2): ball height > 1800 mm (70.9"), mark's diameter < 10 mm (0.4");

Tensile Strength (EN ISO 527-2): 60 N/mm<sup>2</sup> (8700 psi);

Reaction to Fire (EN 13.501-1): Euroclass C-s2,d0

#### **Fabrics**

8 mm (0.31") thick Beech plywood board shell.

Medium density polyether stuffing foam.

#### **Finish**

Phenolic resin laminate or fabric.



## METAL FINISHES

### **EPOXYS**

Powder covering formulated with polyester resins, with good both mechanical and chemical properties, outdoor maximum resistance and noxious compounds free. Electrostatic application and oven cured at 200°C (392°F).

#### **Technical characteristics:**

Thickness (ISO 2360): between 60 and 90 µm.

Adherence (ISO 2409): Grade: 0 (maximum adherence)

## COM REQUIREMENT

Don 2 places bench: 165 cm (65")

Don 3 places benche: 240 cm (94.5")

